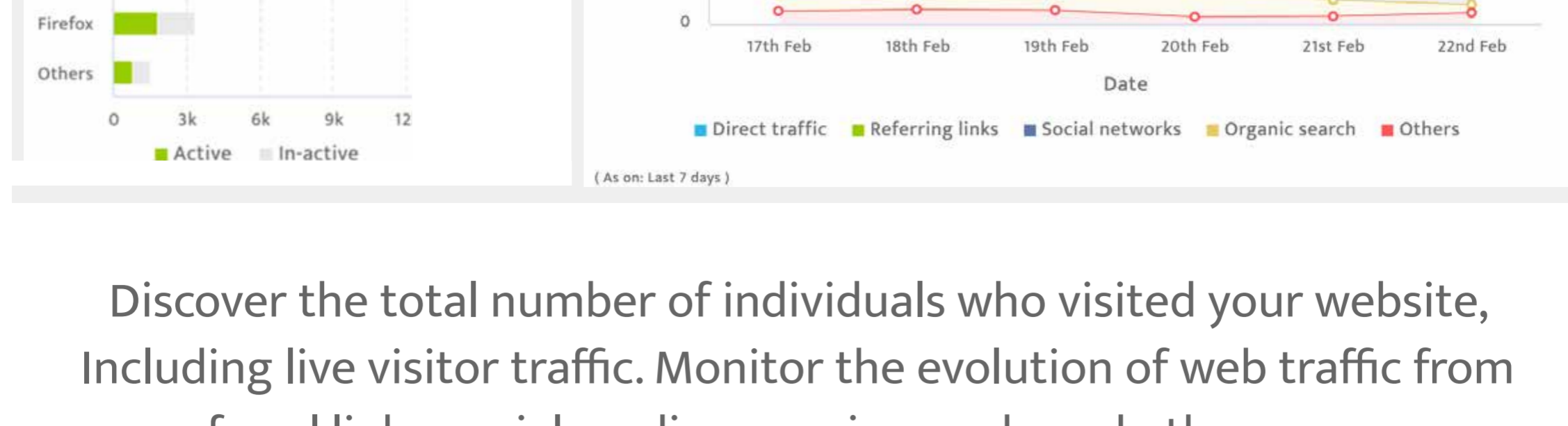


# RESULTICKS live audience dashboard

All the standard metrics you expect and more.


## Total web visitors, live visitors, and web traffic from different sources over time



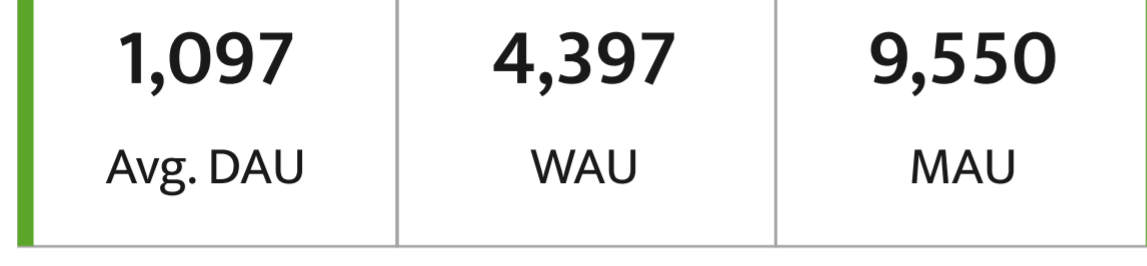
Discover the total number of individuals who visited your website, including live visitor traffic. Monitor the evolution of web traffic from referral links, social media, organic search, and other sources.

## Total sessions and page views, average time spent, and average page number

Know the number of sessions and page views. See the average time spent on the site and average number of sessions per visitor.

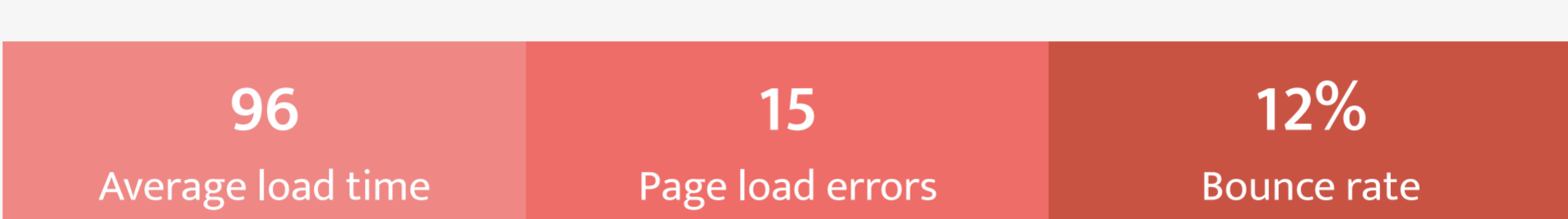


## Daily/weekly/monthly active users

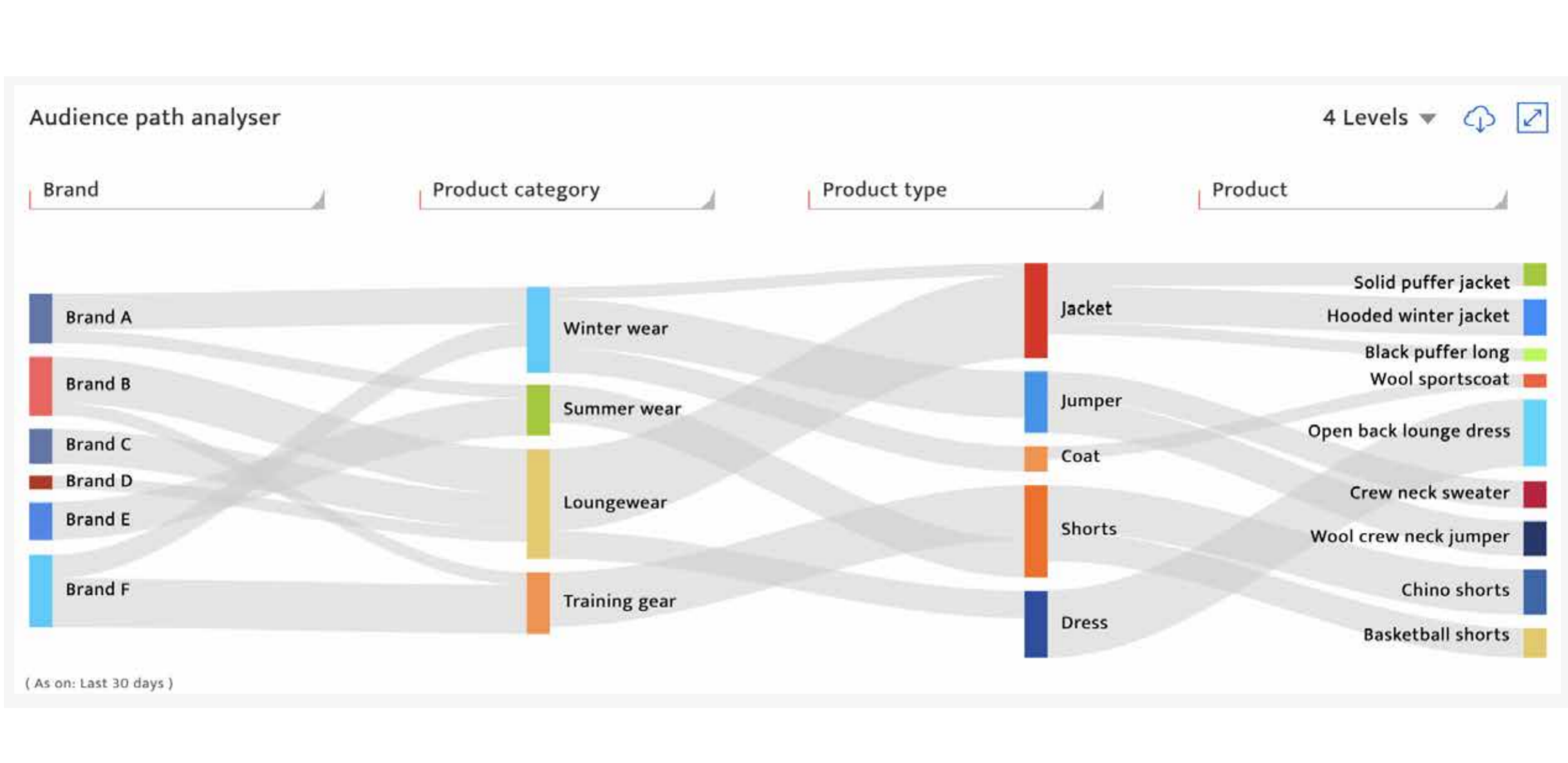


Stay updated on the number of individuals who have performed an action by day, week, or month.

## Average page load time, number of page load errors, and bounce rate



## Product analytics



Dive into multilayered analytics on browsing behavior. See how traffic moves from brands and categories all the way to a specific product.

## From unknown to identified to known



Explore the diverse paths your web audiences have taken across your webpages. Easily identify the most travelled sequences and pinpoint where visitors tend to drop off.

## Audience path analyzer



See how many audience members are unknown (first-time visitors with no database record), identified (visitors already assigned a Resulticks passport ID), and known (visitors with a passport ID and other captured attributes).

## Frequency of page views and sessions over time



Monitor fluctuations in the frequency of page views and sessions over time.

## Top conversion events, top performing campaigns, and top page views

My account	89,942	Flipkart best buying days	21,849
Bill pay & recharge	62,706	Amazon great shopping festival	23,236
Apply now	58,537	Gold bonds	19,647
Locate branches & ATM	28,603	Effortless mobile banking	16,838
Contact us	21,942	Promotional offer	13,871

Loan application	35,754
Transaction	27,967
KYC form submission	21,647
New account creation	17,958
Credit card bills	12,489

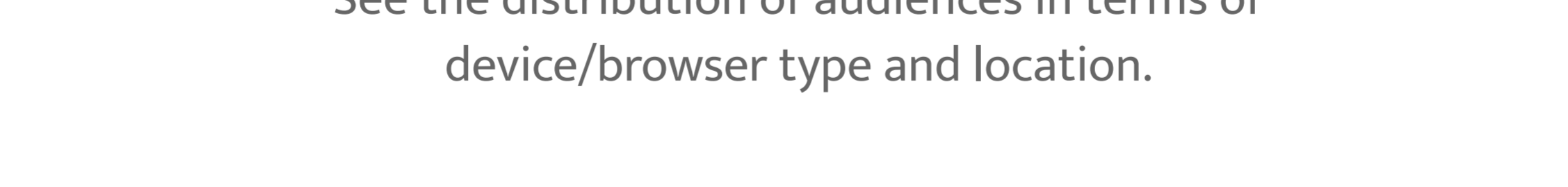
Pinpoint the most popular conversion events and pages. Discover the best-performing campaigns related to your webpage to improve future performance.

## Audience analysis by device, browser, and location



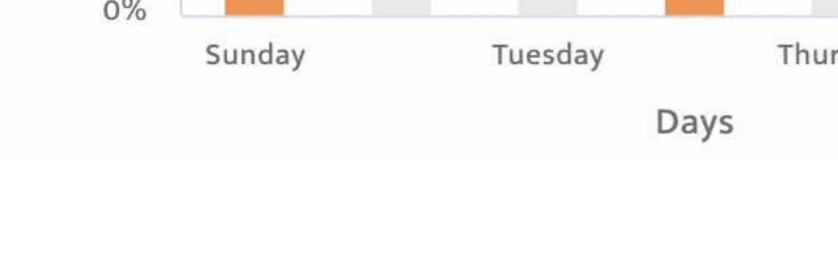
See the distribution of audiences in terms of device/browser type and location.

## User behavior by day and time



Identify the days and times when audience members are the most active.

## Derived audience interests



Uncover your audience members' interests based on their browsing habits.

Learn what RESULTICKS can do for your brand.

[REQUEST A MEETING](#)

